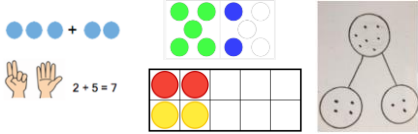

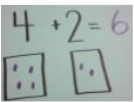

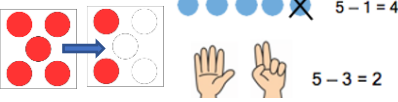

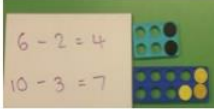

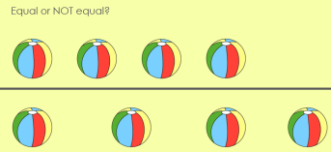

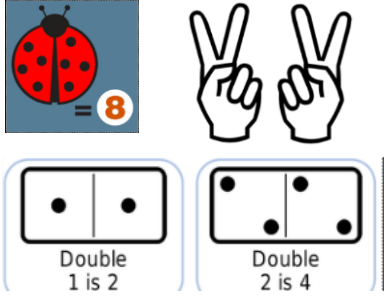



Addition	Subtraction	Multiplication	Division
<p><u>Combining two parts to make a whole using different representations:</u></p>  <p>$2 + 5 = 7$</p> <p><u>Exploring composition of numbers using physical and visual representations and songs to support children in developing automatic recall of number bond facts.</u></p>  <p><u>Children are encouraged to read number sentences aloud in different ways e.g. "3 add 2 equals 5" "5 is made of 3 and 2."</u></p> <p>$3 + 2 = 5$ $5 = 3 + 2$</p>  <p><u>Using Rekenreks, children further explore composition of numbers and number bond facts.</u></p> 	<p><u>Taking away ones :</u> Concrete apparatus is used to relate subtraction to taking away and counting how many objects are left.</p>  <p>$5 - 1 = 4$ $5 - 3 = 2$</p> <p><u>Exploring subtraction using physical and visual representations and songs to support children in applying their knowledge of number bond facts.</u></p>  <p><u>Children are encouraged to read sentences aloud in different ways "5 subtract 1 leaves four" "4 is equal to 5 take away 1."</u></p> <p>$5 - 1 = 4$ $4 = 5 - 1$</p>  <p><u>Using Rekenreks, children further explore subtraction.</u></p> 	<p><u>Recognising and making equal groups.</u></p>  <p>These are equal groups. There are 4 blocks in each group.</p>  <p><u>Doubling:</u> Children explore doubles using different manipulatives and representations.</p> <p>$4 + 4 = 8$ $2 + 2 = 4$</p>  <p>Double 1 is 2 Double 2 is 4</p>  <p><i>"6 is made of 3 and 3." "3 and 3 make 6."</i></p>	<p><u>Sharing objects into equal groups :</u></p> 